

Elev 1432 A/D REF PT S23°56.2' E031°09.3'

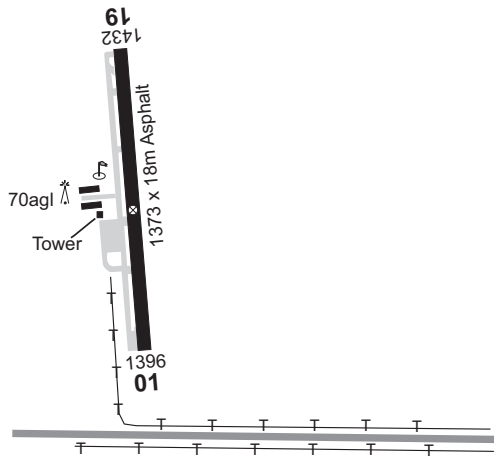
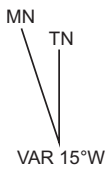
(H VAN ECK) PHALABORWA AERODROME



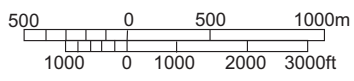
FAPH

VAN ECK Information
124.8 (Common traffic advisory)

AD-01
EFF
08 July 04



01 / 19 - 4505ft



RWY	PAPI	APPROACH	THR	RUNWAY	L. DIST	SLOPE
01 (354°T)	P3°	Nil	Gr	HRL	Full	0.82U
19 (174°T)					Full	0.82D

OTHER LIGHTING: Nil

Circuits

Due to open cast mine south-west of aerodrome, all circuits to be flown to the east of the runway.

Departure Procedures

Aircraft departing RWY 19 to the west are to maintain RWY heading for 3nm before turning right.

Stopways

RWY 01 & 19 183m (600ft)

1. Avoid 180° turn on runway.
2. Animals may be present on AD.
3. Bird hazard.
4. Prior permission to land at AD must be obtained 72 hrs / 3 working days before arrival.
Fax: 015 781 5813.
Tel: 015 781 5823.
Cell:082 891 8720.

© AVDIRECT / 030204

CAA South Africa

Rev: Chart #.

WGS-84